

TAILOR (MEN)

COMPETENCY BASED CURRICULUM

(Duration: 1 Yr. and 03 month)

APPRENTICESHIP TRAINING SCHEME (ATS)

NSQF LEVEL- 4



Skill India
कौशल भारत - कुशल भारत



GOVERNMENT OF INDIA
MINISTRY OF SKILL DEVELOPMENT & ENTREPRENEURSHIP
DIRECTORATE GENERAL OF TRAINING

Tailor (Men)

TAILOR (MEN)

(Revised in 2018)

APPRENTICESHIP TRAINING SCHEME (ATS)



Skill India
कौशल भारत - कुशल भारत

Developed By

Ministry of Skill Development and Entrepreneurship
Directorate General of Training
CENTRAL STAFF TRAINING AND RESEARCH INSTITUTE
EN-81, Sector-V, Salt Lake City,
Kolkata – 700 091

The DGT sincerely expresses appreciation for the contribution of the Industry, State Directorate, Trade Experts and all others who contributed in revising the curriculum. Special acknowledgement to the following industries/organizations who have contributed valuable inputs in revising the curricula through their expert members:

1. APT DESIGN PVT. LTD
2. Orient Fashion Exports(India) Pvt. Ltd ,Sector-7, Noida
3. Creative Cloth X, Sector-58,Noida
4. United Exim Pvt. Ltd., NOIDA
5. SHAHI Export House Pvt. Ltd. ,Noida
6. ATDC, Sector- 64, Noida
7. Compari Exports, Faridabad
8. Super House Pvt. Ltd., SECTOR-65. Noida
9. Blessing Export, Sector-02, Noida
10. Ishman International Export House , Noida


Special acknowledgement is extended by DGT to the following expert members who had contributed immensely in this curriculum.

Co-ordinator for the course: Shri S. S. Meena, Training Officer

Sl. No.	Name & Designation Sh./Mr./Ms.	Organization	Expert Group Designation
1.	Shri L.N. Meena, Lecturer, (Garment Fabrication Technology)	Govt Of NCT, B.T.E. Aryabhatt institute of technology, New Delhi	Expert
2.	Shri Vijay Lecturer, (Fashion Designing)	Govt Of NCT, B.T.E. Kasturaba Polytechnic, New Delhi	Expert
3.	Mr. Tushar Assistant Production Manager	G.B International, Garment Export House, Udyog Vihar, Gurugram (Haryana)	Expert
4.	Dr. MANJEET SINGH Professor in Textile dept.	IIT Delhi	Expert
5.	Ms. Sonu Ghiya Training Officer (Dress Making)	NVTI For Women Noida (UP)	Expert
6.	Ms. Japjee Kaur Kholi Associate Professor Fashion design Department	NIFT, Gandhi Nagar, Gujrat	Expert

Tailor (Men)

7.	PUSHPENDRA SINGH	APT DESIGN PVT. LTD. C-36, SECTOR- 2, NOIDA (U.P.) - 201301	Expert
8.	Ms. Mithlesh Bhati Faculty	Vijaya Institute Of Fashion Technology , Meret	Expert
9.	Suman Chakrvorti Divisional Merchandise Manager	Compari Exports, Faridabad	Expert
10.	Mr. G.S. Rawat Maintains Manager	Super House Pvt. Ltd., SECTOR-65. Noida	Expert
11.	Mr. Chabi Nath, Maintains Manager	United Exim Pvt. Ltd., NOIDA	Expert
12.	Mr.Ram Narayan Takur	Orient Fashion Exports(India) Pvt. Ltd, Sector-7 , Noida	Expert



Skill India
कौशल भारत - कुशल भारत

Sl. No.	Topics	Page No.
1.	Background	1-2
2.	Training System	3-7
3.	Job Role	8
4.	NSQF Level Compliance	9
5.	General Information	10
6.	Learning Outcome	11-12
7.	Learning Outcome with Assessment Criteria	13-15
8.	Syllabus	16-18
9.	Syllabus - Core Skill	
	9.1 Core Skill – Employability Skill	19-22
10.	Details of Competencies (On-Job Training)	23
11.	List of Trade Tools & Equipment Basic Training - Annexure I	24-27
12.	Format for Internal Assessment -Annexure II	28

1.1 Apprenticeship Training Scheme under Apprentice Act 1961

The Apprentices Act, 1961 was enacted with the objective of regulating the programme of training of apprentices in the industry by utilizing the facilities available therein for imparting on-the-job training. The Act makes it obligatory for employers in specified industries to engage apprentices in designated trades to impart Apprenticeship Training on the job in industry to school leavers and person having National Trade Certificate(ITI pass-outs) issued by National Council for Vocational Training (NCVT) to develop skilled manpower for the industry. There are four categories of apprentices namely; **trade apprentice, graduate, technician and technician (vocational) apprentices.**

Qualifications and period of apprenticeship training of **trade apprentices** vary from trade to trade. The apprenticeship training for trade apprentices consists of basic training followed by practical training. At the end of the training, the apprentices are required to appear in a trade test conducted by NCVT and those successful in the trade tests are awarded the National Apprenticeship Certificate.

The period of apprenticeship training for graduate (engineers), technician (diploma holders and technician (vocational) apprentices is one year. Certificates are awarded on completion of training by the Department of Education, Ministry of Human Resource Development.

1.2 Changes in Industrial Scenario

Recently we have seen huge changes in the Indian industry. The Indian Industry registered an impressive growth during the last decade and half. The number of industries in India have increased manifold in the last fifteen years especially in services and manufacturing sectors. It has been realized that India would become a prosperous and a modern state by raising skill levels, including by engaging a larger proportion of apprentices, will be critical to success; as will stronger collaboration between industry and the trainees to ensure the supply of skilled workforce and drive development through employment. Various initiatives to build up an adequate infrastructure for rapid industrialization and improve the industrial scenario in India have been taken.

1.3 Reformation

The Apprentices Act, 1961 has been amended and brought into effect from 22nd December, 2014 to make it more responsive to industry and youth. Key amendments are as given below:

Tailor (Men)

- Prescription of number of apprentices to be engaged at establishment level instead of trade-wise.
- Establishment can also engage apprentices in optional trades which are not designated, with the discretion of entry level qualification and syllabus.
- Scope has been extended also to non-engineering occupations.
- Establishments have been permitted to outsource basic training in an institute of their choice.
- The burden of compliance on industry has been reduced significantly.



Skill India
कौशल भारत - कुशल भारत

2.1 GENERAL

Directorate General of Training (DGT) under Ministry of Skill Development & Entrepreneurship offers range of vocational training courses catering to the need of different sectors of economy/ Labour market. The vocational training programmes are delivered under aegis of National Council of Vocational Training (NCVT). Craftsman Training Scheme (CTS) and Apprenticeship Training Scheme (ATS) are two pioneer programmes of NCVT for propagating vocational training.

Tailor (Men) trade under ATS is one of the most popular courses delivered nationwide through different industries. The course is of one year and three months (01 Block) duration. It mainly consists of Domain area and Core area. In the Domain area Trade Theory & Practical impart professional - skills and knowledge, while Core area - and Employability Skills imparts requisite core skills & knowledge and life skills. After passing out the training programme, the trainee is being awarded National Apprenticeship Certificate (NAC) by NCVT having worldwide recognition.

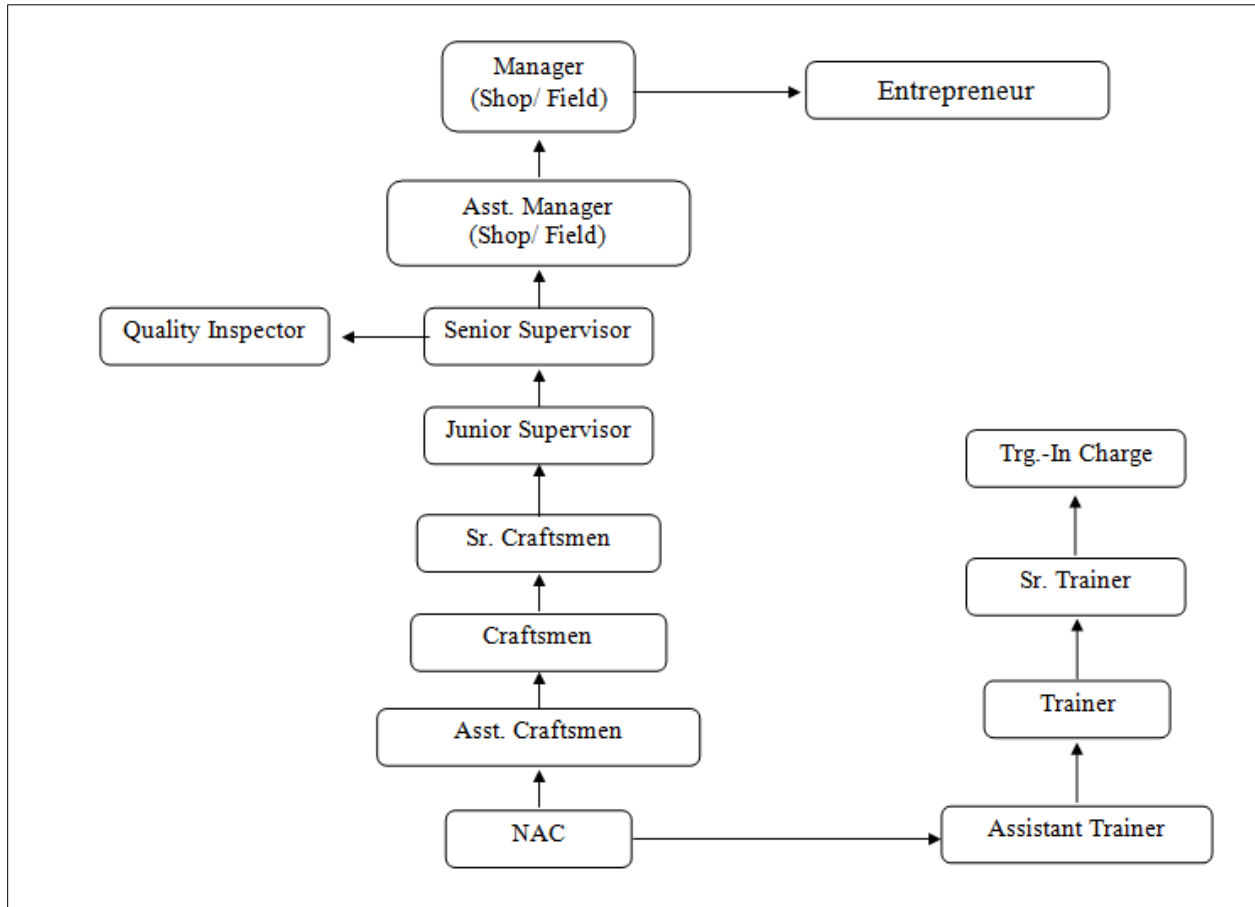
Broadly candidates need to demonstrate that they are able to:

- Read & interpret technical parameters/document, plan and organize work processes, identify necessary materials and tools;
- Perform task with due consideration to safety rules, accident prevention regulations and environmental protection stipulations;
- Apply professional skill, knowledge, core skills & employability skills while performing jobs and solve problem during execution.
- Check the job/assembly as per drawing for functioning, identify and rectify errors in job/assembly.
- Document the technical parameters related to the task undertaken.

Tailor (Men)

2.2 CAREER PROGRESSION PATHWAYS:

- Indicative pathways for vertical mobility.



2.3 COURSE STRUCTURE:

Table below depicts the distribution of training hours across various course elements during a period of one year (*Basic Training and On-Job Training*): -

Total training duration details: -

Time (in months)	1-3	4 - 15
Basic Training	Block– I	----
Practical Training (On - job training)	----	Block – I

Tailor (Men)

A. Basic Training

For 02 yrs. Course (Non-Engg.): - **Total 03 months:** 03 months in 1styr. only

For 01 yr. Course (Non-Engg.): - **Total 03 months:** 03 months in 1st yr.

Sl. No.	Course Element	Total Notional Training Hours
		For 01 yr. course
1	Professional Skill (Trade Practical)	270
2	Professional Knowledge (Trade Theory)	120
3	Employability Skills	110
	Total (including Internal Assessment)	500

B. On-Job Training:-

For 01 yr. Course (Non-Engg.) :- (**Total 12 months**)

Notional Training Hours for On-Job Training: 2080 Hrs.

C. Total training hours:-

Duration	Basic Training	On-Job Training	Total
For 02 yrs. Course (Non-Engg.)	500 hrs.	3640 hrs.	4140 hrs.
For 01 yr. Course (Non-Engg.)	500 hrs.	2080 hrs.	2580 hrs.

2.4 ASSESSMENT & CERTIFICATION:

The trainee will be tested for his skill, knowledge and attitude during the period of course and at the end of the training programme as notified by Govt of India from time to time. The Employability skills will be tested in first two semesters only.

a) The **Internal assessment** during the period of training will be done by **Formative assessment method** by testing for assessment criteria listed against learning outcomes. The training institute have to maintain individual *trainee portfolio* as detailed in assessment guideline. The marks of internal assessment will be as per the template (Annexure – II).

b) The final assessment will be in the form of summative assessment method. The All India Trade Test for awarding NAC will be conducted by NCVT on completion of course as per

Tailor (Men)

guideline of Govt of India. The pattern and marking structure is being notified by gov of India from time to time. **The learning outcome and assessment criteria will be basis for setting question papers for final assessment. The examiner during final examination will also check individual trainee's profile as detailed in assessment guideline before giving marks for practical examination.**

2.4.1 PASS REGULATION

The minimum pass percent for Practical is 60% & minimum pass percent for Theory subjects 40%. The candidate pass in each subject conducted under all India trade test.

2.4.2 ASSESSMENT GUIDELINE

Appropriate arrangements should be made to ensure that there will be no artificial barriers to assessment. The nature of special needs should be taken into account while undertaking assessment. Due consideration should be given while assessing for team work, avoidance/reduction of scrap/wastage and disposal of scarp/wastage as per procedure, behavioral attitude, sensitivity to environment and regularity in training. The sensitivity towards OSHE and self-learning attitude are to be considered while assessing competency.

Assessment will be evidence based comprising the following:

- Job carried out in labs/workshop
- Record book/ daily diary
- Answer sheet of assessment
- Viva-voce
- Progress chart
- Attendance and punctuality
- Assignment
- Project work

Evidences of internal assessments are to be preserved until forthcoming semester examination for audit and verification by examination body. The following marking pattern to be adopted while assessing:

Performance Level	Evidence
(a) Weightage in the range of 60 -75% to be allotted during assessment	
For performance in this grade, the candidate with occasional guidance and showing due regard for safety procedures and practices, has produced work which	<ul style="list-style-type: none">• Demonstration of good skill in the use of hand tools, machine tools and workshop equipment• Below 70% tolerance dimension/accuracy

Tailor (Men)

demonstrates attainment of an acceptable standard of craftsmanship.	achieved while undertaking different work with those demanded by the component/job/set standards. <ul style="list-style-type: none">• A fairly good level of neatness and consistency in the finish• Occasional support in completing the project/job.
b) Weightage in the range of above 75% - 90% to be allotted during assessment	
For this grade, the candidate, with little guidance and showing due regard for safety procedures and practices, has produced work which demonstrates attainment of a reasonable standard of craftsmanship.	<ul style="list-style-type: none">• Good skill levels in the use of hand tools, machine tools and workshop equipment• 70-80% tolerance dimension/accuracy achieved while undertaking different work with those demanded by the component/job/set standards.• A good level of neatness and consistency in the finish• Little support in completing the project/job
c) Weightage in the range of above 90% to be allotted during assessment	
For performance in this grade, the candidate, with minimal or no support in organization and execution and with due regard for safety procedures and practices, has produced work which demonstrates attainment of a high standard of craftsmanship.	<ul style="list-style-type: none">• High skill levels in the use of hand tools, machine tools and workshop equipment• Above 80% tolerance dimension/accuracy achieved while undertaking different work with those demanded by the component/job/set standards.• A high level of neatness and consistency in the finish.• Minimal or no support in completing the project.


Brief description of Job roles:

To create skilled work force for Self Employment / Working in garment manufacturing Industry as –

- Sewing Machine Operator
- Assistant to Supervisor
- Line In-charge
- Sample Coordinator
- Running Tailoring Shop

Reference NCO:

- i) NCO-2015: 7531.0100
- ii) NCO-2015: 7531.9900



Skill India
कौशल भारत - कुशल भारत

4. NSQF LEVEL COMPLIANCE

NSQF level for Tailor (Men)trade under ATS: **Level 4**

As per notification issued by Govt. of India dated- 27.12.2013 on National Skill Qualification Framework total 10 (Ten) Levels are defined.

Each level of the NSQF is associated with a set of descriptors made up of five outcome statements, which describe in general terms, the minimum knowledge, skills and attributes that a learner needs to acquire in order to be certified for that level.

Each level of the NSQF is described by a statement of learning outcomes in five domains, known as level descriptors. These five domains are:

- a. Process
- b. Professional knowledge,
- c. Professional skill,
- d. Core skill and
- e. Responsibility.



The Broad Learning outcome of Tailor (Men)trade under ATS mostly matches with the Level descriptor at Level- 4.

The NSQF level-4 descriptor is given below:

LEVEL	Process required	Professional knowledge	Professional skill	Core skill	Responsibility
Level 4	Work in familiar, predictable, routine, situation of clear choice.	Factual knowledge of field of knowledge or study	Recall and demonstrate practical skill, routine and repetitive in narrow range of application, using appropriate rule and tool, using quality concepts	Language to Communicate written or oral, with required clarity, skill to basic Arithmetic and algebraic principles, basic understanding of social political and natural environment.	Responsibility for own work and learning.

5. GENERAL INFORMATION

Name of the Trade	TAILOR(MEN)
NCO - 2015	7531.0100, 7531.9900
NSQF Level	Level – 4
Duration of Apprenticeship Training (Basic Training + On-Job Training)	3 months+ One year (01 Block of 15 month duration).
Duration of Basic Training	a) Block –I : 3 months Total duration of Basic Training: 3 months
Duration of On-Job Training	a) Block–I: 12 months Total duration of Practical Training: 12 months
Entry Qualification	Passed 8th class examination from a recognized school.
Selection of Apprenticeship	The apprentices will be selected as per Apprenticeship Act amended time to time.
Instructors Qualification for Basic Training	As per ITI instructors qualifications as amended time to time for the specific trade.
Infrastructure for basic training	As per related trade of ITI.
Examination	The internal examination/ assessment will be held on completion of each block. Final examination for all subjects will be held at the end of course and same will be conducted by NCVT.
Rebate to Ex-ITI Trainees	03 months
CTS trades eligible for Tailor (Men) Apprenticeship	i) Sewing Technology ii) Dress Making

Note:

- Industry may impart training as per above time schedule for different block, however this is not fixed. The industry may adjust the duration of training considering the fact that all the components under the syllabus must be covered. However the flexibility should be given keeping in view that no safety aspects is compromised.
- For imparting Basic Training the industry to tie-up with ITIs having such specific trade and affiliated to NCVT.

6.1 GENERIC LEARNING OUTCOME

The following are minimum broad Common Occupational Skills/ Generic Learning Outcome after completion of the Tailor (Men) course of 01 years and 03 months duration under ATS.

Block I:-

1. Recognize & comply safe working practices, environment regulation and housekeeping.
2. Select and ascertain measuring instrument and measure dimension of components and record data.
3. Explain the concept in productivity, quality tools, and labour welfare legislation and apply such in day to day work to improve productivity & quality.
4. Explain energy conservation, global warming and pollution and contribute in day to day work by optimally using available resources.
5. Explain personnel finance, entrepreneurship and manage/organize related task in day to day work for personal & societal growth.
6. Plan and organize the work related to the occupation.

6.2 SPECIFIC LEARNING OUTCOME

Block – I

“Pattern Making, Fabric Estimation, Cutting&Sewing, Fitting of Outfits,Pressing & Folding of following Garments in this block”

1. Practice and understand precautions to be followed while working in fitting jobs.
2. Prepare different types of documentation as per industrial need by different methods of recording information.
3. Simple Pajama
4. Pajima (pant Cut)
5. Nehru Kurta
6. Bengali Kurta
7. Kalidar Kurta
8. Gent’s Shirt
9. Safari suit
10. Boy’s Shorts.
11. Gents’ Trousers.
12. Jeans
13. Waist Coat

Tailor (Men)

14. Nehru Jacket
15. Single Breast Coat
16. Double Breast Coat

NOTE: Learning outcomes are reflection of total competencies of a trainee and assessment will be carried out as per assessment criteria.



Skill India
कौशल भारत - कुशल भारत

7. LEARNING OUTCOME WITH ASSESSMENT CRITERIA

GENERIC LEARNING OUTCOME	
LEARNING OUTCOMES	ASSESSMENT CRITERIA
1. Recognize & comply safe working practices, environment regulation and housekeeping.	1.1 Follow and maintain procedures to achieve a safe working environment in line with occupational health and safety regulations and requirements.
	1.2 Recognize and report all unsafe situations according to site policy.
	1.3 Identify and take necessary precautions on fire and safety hazards and report according to site policy and procedures.
	1.4 Identify, handle and store / dispose off dangerous/unsalvageable goods and substances according to site policy and procedures following safety regulations and requirements.
	1.5 Identify and observe site policies and procedures in regard to illness or accident.
	1.6 Identify safety alarms accurately.
	1.7 Report supervisor/ Competent of authority in the event of accident or sickness of any staff and record accident details correctly according to site accident/injury procedures.
	1.8 Identify and observe site evacuation procedures according to site policy.
	1.9 Identify Personal Protective Equipment (PPE) and use the same as per related working environment.
	1.10 Identify basic first aid and use them under different circumstances.
	1.11 Identify different fire extinguisher and use the same as per requirement.
	1.12 Identify environmental pollution & contribute to avoidance of same.
	1.13 Take opportunities to use energy and materials in an environmentally friendly manner
	1.14 Avoid waste and dispose waste as per procedure
	1.15 Recognize different components of 5S and apply the same in the working environment.

Tailor (Men)

2. Select and ascertain measuring instrument and measure dimension of components and record data.	2.1 Explain concept of basic science related to the field such as Material science, Mass, weight, density, speed, velocity, heat & temperature, force, motion, pressure, heat treatment, centre of gravity, friction.
	2.2 Measure dimensions as per drawing
	2.3 Use scale/ tapes to measure for fitting to specification.
3. Explain the concept and preparation of drafting and pattern making.	3.1 Read & interpret the information on drawings and apply in executing practical work.
	3.2 Making draft of ladies bodice block.
	3.3 Making draft of sleeve block.
	3.4 Making draft of skirt block.
4. Recognize the working of Industrial Model Lock Stitch sewing machine and functions of different parts.	4.1 Select appropriate needles and thread.
	4.2 Ascertain the functionality of different parts.
	4.3 Stitch formation in the machine.
	4.4 Care and maintenance of the machine.
5. Explain the basic stitching skills and making samples using all constructional skills on sewing machine	5.1 Explain with sketching and making sample of Darts, Tucks, Pleats, Gathers & Shirring, Flare
	5.2 Understand and making sample of Hem, Corners, Edge, Finishing, Casing, Necklines.
	5.3 Understand and making sample of Buttons Buttonholes Hooks & Eye Zipper Press Studs & Hotfix studs
6. Identifications of different types of fabrics and textures.	6.1 Introduction of different types of fabrics.
	6.2 Explain the difference of woven fabrics and knitted fabrics.
7. Explain trimming material and their uses.	7.1 Explain trimming materials.
	7.2 Types of trimming material.
	7.3 Uses of trimming material.
8. Plan and organize the work related to the occupation.	8.1 Use documents, drawings and recognize hazards in the work site.
	8.2 Plan workplace/ assembly location with due consideration to operational stipulation


Tailor (Men)

	8.3 Communicate effectively with others and plan project tasks
	8.4 Assign roles and responsibilities of the co-trainees for execution of the task effectively and monitor the same.

SPECIFIC OUTCOME

Block-I

*Assessment Criteria i.e. the standard of performance, for each specific learning outcome mentioned under **Block – I** (section: 10) must ensure that the trainee works in familiar, predictable, routine, situation of clear choice. Assessment criteria should broadly cover the aspect of **Planning** (Identify, ascertain, etc.); **Execution** apply factual knowledge of field of knowledge, recall and demonstrate practical skill during performing the work in routine and repetitive in narrow range of application, using appropriate rule and tool, complying with basic arithmetic and algebraic principles and language to communicate in written or oral with required clarity; **Checking/ Testing** to ensure functionality during the assessment of each outcome. The assessments parameters must also ascertain that the candidate is responsible for his/her own work and learning.*



Skill India
कौशल भारत - कुशल भारत

BASIC TRAINING (Block – I)**Duration: (03) Three Months**

Week No.	Professional Skills (Trade Practical)	Professional Knowledge (Trade Theory)
1	1. Safety: - its importance, classification, personal, general, workshop and job safety. Occupational health and safety. 2. Basic injury prevention, Basic first aid, Hazard identification and avoidance, safety signs for Danger, Warning, caution & personal safety message. 3. Importance of housekeeping & good shop floor practices. 4. Disposal procedure of waste materials like fabric thread waste, etc. 5. Fire & safety: Use of Fire extinguishers.	Importance of safety and general precautions observed in the industry/shop floor. All necessary guidance to be provided to the new comers to become familiar with the working of Institute system including stores procedures. Introduction of First aid. Safety attitude development of the trainee by educating him to use Personal Protective Equipment (PPE). Response to emergencies e.g.; power failure, fire, and system failure. Accidents- Definition types and causes. First-Aid, nature and causes of injury and utilization of first-aid. Fire: - Types, causes and prevention methods. Fire Extinguisher, its types.
2	6. Familiarization with the organization	Introduction <ul style="list-style-type: none"> ➤ Trade, ➤ its utility & Scope ➤ Job Prospects
3	7. Operation of sewing machine. 8. Dismantling of sewing parts of machine. 9. Assembling of sewing parts of machine. 10. Adjustment of its parts. 11. Checking of proper functions. 12. Practice of cleaning and oiling of	Introduction to Sewing Machine: <ul style="list-style-type: none"> ➤ Machine Operation ➤ Different parts of machine and their Functions. ➤ Proper maintenance and Oiling ➤ Safety precautions

Tailor (Men)

	machine.	
3	13. Practice in using different Scissors Shapper, L Scale, Art Curve, Tracing wheel Thimble etc.	Trade related Tools, their importance, usage and safety <ul style="list-style-type: none"> ➤ Measuring Tools ➤ Drafting Tools ➤ Marking Tools ➤ Cutting Tools ➤ Sewing Tools ➤ Finishing Tools
4	14. Practice in using proper Terms.	Trade Terminology:- Specific terms used indrafting, cutting & stitching
5	Practice in using tape 15. Taking measurement 16. Sequencing of Measurement. 17. Use of L scale.	Measurement Taking:- Use of tape for measurement <ul style="list-style-type: none"> - Proper / correct measurement taking, Precautions - Use of L scale for measurement - Sequence of measurement
6	18. Simple drafting 19. Pattern making 20. Paper pattern cutting	Drafting / PatternMaking:- <ul style="list-style-type: none"> - Need for drafting and pattern making - Method of preparing draft - Preparing pattern cutting
7	21. Identification of fabrics and texture 22. Handling of Fabrics	Fabric Fundamentals <ul style="list-style-type: none"> • Brief idea about fibers • Types of Fabrics • Selection of Needle and thread according to fabric types
8	23. Preparation of sample pieces of stitches	Basic Stitching:- <ul style="list-style-type: none"> - Hand stitches - Machine stitches - Decorative stitches
09-10	24. Making Samples of pieces using all 25. Construction skills.	Stitching Skills:- <ul style="list-style-type: none"> - Knowledge about: - Seams, Darts, Tucks, flares, plackets, pockets, necklines, hem, collars & cuff Pleats, Buttons Hole, Buttons Hooks and,

Tailor (Men)

		Eye, Titch buttons
11	26. Practical in selection of colour combination (contrast & harmony)	Colour concept:- Colour combination for buttons, thread & cloth.
12	27. Pressing of: <ul style="list-style-type: none"> - Cotton garments - Terene garments - Silk garments - Packing of various garments (folding). 28. Tailor marks <ul style="list-style-type: none"> - Fittings & alterations - New garments from oldfabric / garments 	Finishing & pressing of Garments:- Correct Method of pressing different garments according to fabric and folding of garments. Precautions while pressing & finishing Fitting Of Garments:- Principals of fitting .Common fitting problem & how to remedy them Removing Of Stains:- Classification of stains .Means of stains removing & stain removing equipment
Assessment/Examination 03days		
13		

NOTE: -

More emphasis to be given on video/real-life pictures during theoretical classes. Some real-life pictures/videos of related industry operations may be shown to the trainees to give a feel of Industry and their future assignment.

9.1 EMPLOYABILITY SKILLS

(DURATION: - 110 HRS.)

Block – I (Duration – 55 hrs.)	
1. English Literacy	
Duration: 20 Hrs. Marks : 09	
Pronunciation	Accentuation (mode of pronunciation) on simple words, Diction (use of word and speech)
Functional Grammar	Transformation of sentences, Voice change, Change of tense, Spellings.
Reading	Reading and understanding simple sentences about self, work and environment
Writing	Construction of simple sentences Writing simple English
Speaking / Spoken English	Speaking with preparation on self, on family, on friends/ classmates, on know, picture reading gain confidence through role-playing and discussions on current happening job description, asking about someone's job habitual actions. Cardinal (fundamental) numbers ordinal numbers. Taking messages, passing messages on and filling in message forms Greeting and introductions office hospitality, Resumes or curriculum vita essential parts, letters of application reference to previous communication.
2. I.T. Literacy	
Duration: 20 Hrs. Marks : 09	
Basics of Computer	Introduction, Computer and its applications, Hardware and peripherals, Switching on-Starting and shutting down of computer.
Computer Operating System	Basics of Operating System, WINDOWS, The user interface of Windows OS, Create, Copy, Move and delete Files and Folders, Use of External memory like pen drive, CD, DVD etc., Use of Common applications.
Word processing and Worksheet	Basic operating of Word Processing, Creating, opening and closing Documents, use of shortcuts, Creating and Editing of Text, Formatting the Text, Insertion & creation of Tables. Printing document. Basics of Excel worksheet, understanding basic commands, creating simple worksheets, understanding sample worksheets, use of simple formulas and functions, Printing of simple excel sheets.
Computer Networking and Internet	Basic of computer Networks (using real life examples), Definitions of Local Area Network (LAN), Wide Area Network (WAN), Internet, Concept of Internet (Network of Networks), Meaning of World Wide Web (WWW), Web Browser, Web Site, Web page and Search Engines. Accessing the Internet using Web Browser, Downloading and Printing Web Pages, Opening an email account and

Tailor (Men)

	use of email. Social media sites and its implication. Information Security and antivirus tools, Do's and Don'ts in Information Security, Awareness of IT - ACT, types of cybercrimes.
3. Communication Skills	
Duration: 15 Hrs. Marks : 07	
Introduction to Communication Skills	Communication and its importance Principles of Effective communication Types of communication - verbal, nonverbal, written, email, talking on phone. Nonverbal communication -characteristics, components-Para-language Body language Barriers to communication and dealing with barriers. Handling nervousness/ discomfort.
Listening Skills	Listening-hearing and listening, effective listening, barriers to effective listening guidelines for effective listening. Triple- A Listening - Attitude, Attention & Adjustment. Active Listening Skills.
Motivational Training	Characteristics Essential to Achieving Success. The Power of Positive Attitude. Self-awareness Importance of Commitment Ethics and Values Ways to Motivate Oneself Personal Goal setting and Employability Planning.
Facing Interviews	Manners, Etiquettes, Dress code for an interview Do's & Don'ts for an interview.
Behavioral Skills	Problem Solving Confidence Building Attitude
4. Entrepreneurship Skills	
Duration: 15 Hrs. Marks: 06	
Concept of Entrepreneurship	Entrepreneur - Entrepreneurship - Enterprises:-Conceptual issue Entrepreneurship vs. Management, Entrepreneurial motivation. Performance & Record, Role & Function of entrepreneurs in relation to the enterprise & relation to the economy, Source of business ideas, Entrepreneurial opportunities, The process of setting up a business.
Project Preparation & Marketing analysis	Qualities of a good Entrepreneur, SWOT and Risk Analysis. Concept & application of PLC, Sales & distribution Management. Different Between Small Scale & Large Scale Business, Market Survey, Method of marketing, Publicity and advertisement, Marketing Mix.
Institutions Support	Preparation of Project. Role of Various Schemes and Institutes for self-employment i.e. DIC, SIDA, SISI, NSIC, SIDO, Idea for financing/ non financing support agencies to familiarizes with the Policies /Programmes & procedure & the available scheme.

Tailor (Men)

Investment Procurement	Project formation, Feasibility, Legal formalities i.e., Shop Act, Estimation & Costing, Investment procedure - Loan procurement - Banking Processes.
5. Productivity	
Duration: 10 Hrs. Marks : 05	
Benefits	Personal / Workman - Incentive, Production linked Bonus, Improvement in living standard.
Affecting Factors	Skills, Working Aids, Automation, Environment, Motivation - How improves or slows down.
Comparison with developed countries	Comparative productivity in developed countries (viz. Germany, Japan and Australia) in selected industries e.g. Manufacturing, Steel, Mining, Construction etc. Living standards of those countries, wages.
Personal Finance Management	Banking processes, Handling ATM, KYC registration, safe cash handling, Personal risk and Insurance.
6. Occupational Safety, Health and Environment Education	
Duration: 15 Hrs. Marks : 06	
Safety & Health	Introduction to Occupational Safety and Health importance of safety and health at workplace.
Occupational Hazards	Basic Hazards, Chemical Hazards, Vibroacoustic Hazards, Mechanical Hazards, Electrical Hazards, Thermal Hazards. Occupational health, Occupational hygienic, Occupational Diseases/ Disorders & its prevention.
Accident & safety	Basic principles for protective equipment. Accident Prevention techniques - control of accidents and safety measures.
First Aid	Care of injured & Sick at the workplaces, First-Aid & Transportation of sick person.
Basic Provisions	Idea of basic provision legislation of India. Safety, health, welfare under legislative of India.
Ecosystem	Introduction to Environment. Relationship between Society and Environment, Ecosystem and Factors causing imbalance.
Pollution	Pollution and pollutants including liquid, gaseous, solid and hazardous waste.
Energy Conservation	Conservation of Energy, re-use and recycle.
Global warming	Global warming, climate change and Ozone layer depletion.
Ground Water	Hydrological cycle, ground and surface water, Conservation and Harvesting of water.
Environment	Right attitude towards environment, Maintenance of in -house environment.
7. Labour Welfare Legislation	
Duration: 05 Hrs. Marks : 03	
Welfare Acts	Benefits guaranteed under various acts- Factories Act, Apprenticeship Act, Employees State Insurance Act (ESI), Payment Wages Act, Employees Provident Fund Act, The Workmen's compensation Act.

8. Quality Tools		Duration: 10 Hrs. Marks : 05
Quality Consciousness	Meaning of quality, Quality characteristic.	
Quality Circles	Definition, Advantage of small group activity, objectives of quality Circle, Roles and function of Quality Circles in Organization, Operation of Quality circle. Approaches to starting Quality Circles, Steps for continuation Quality Circles.	
Quality Management System	Idea of ISO 9000 and BIS systems and its importance in maintaining qualities.	
House Keeping	Purpose of House-keeping, Practice of good Housekeeping.	
Quality Tools	Basic quality tools with a few examples.	



Skill India
कौशल भारत - कुशल भारत

10. DETAILS OF COMPETENCIES (ON-JOB TRAINING)

The **competencies/ specific outcomes** on completion of On-Job Training are detailed below: -

Block – I

“Pattern Making, Fabric Estimation, Cutting & Sewing, Fitting of Outfits, Pressing & Folding of following Garments in this block”

1. Practice and understand precautions to be followed while working in fitting jobs.
2. Prepare different types of documentation as per industrial need by different methods of recording information.
3. Simple Pajama
4. Pajama (pant Cut)
5. Nehru Kurta
6. Bengali Kurta
7. Kalidar Kurta
8. Gent’s Shirt
9. Safari suit
10. Boy’s Shorts.
11. Gents’ Trousers.
12. Jeans
13. Waist Coat
14. Nehru Jacket
15. Single Breast Coat
16. Double Breast Coat



Note:

1. Industry must ensure that above mentioned competencies are achieved by the trainees during their on job training.
2. In addition to above competencies/ outcomes industry may impart additional training relevant to the specific industry.

INFRASTRUCTURE FOR PROFESSIONAL SKILL & PROFESSIONAL KNOWLEDGE

TAILOR (MEN)			
LIST OF TOOLS AND EQUIPMENT for Basic Training (For 16 Apprentices)			
A. TRAINEES TOOL KIT (For each additional unit trainees tool kit Sl. 1-18 is required additionally)			
Sl. no.	Name of the Tool & Equipment	Specification	Quantity
1.	Measuring Tape	150 cm	17 nos.
2.	Seam Ripper		17 nos.
3.	Thimble		17 nos.
4.	Drafting Card Scale(set of six scales)		17 nos.
5.	Tailors Square		17 nos.
6.	French Curve Set		17 nos.
7.	Thread Cutter		17 nos.
8.	Scale Plastic	24"	17 nos.
9.	Paper Cutter		04 nos.
10.	Loop turner		17 nos.
11.	Pencil		17 nos.
12.	Eraser		17 nos.
13.	Sharpener		17 nos.
14.	Bobbin Case		17 nos.
15.	Bobbin		17 nos.
16.	Note Book		17 nos.
17.	Nose Mask		17 nos.
18.	Magnetic Tweezers		As per requirement
19.	Machine Needles		As per requirement
20.	Hand Needles		As per requirement
21.	Brown Paper		As per requirement
22.	Drafting Pins		As per requirement
23.	Tailors Chalk		As per requirement
After completion of training trainees tool kit treated as consumable.			
B : TOOLS INSTRUMENTS & GENERAL SHOP OUTFIT			
24.	Pressing table		2 nos.
25.	Blanket for padding as pressing table		4 nos.
26.	Electric automatic iron		2 nos.
27.	Electric automatic steam press		2 nos.

Tailor (Men)

28.	Scissor	25 cm	17 nos.
29.	Scissor	25 cm (right hand)	17 nos.
30.	Scissor	25 cm (left hand)	05 nos.
31.	Pinking shear		17 nos.
32.	Tailors square		17 nos.
33.	Leg shaper		17 nos.
34.	Garment hanger (steel/wooden)		As per requirement
35.	Drafting table		
36.	Table sharpner		01 no.
37.	Stools with adjustable height (one for each machine) or chair with low back rest		16 nos.
38.	Pattern punch		04 nos.
39.	Pattern notcher		04 nos.
40.	Pattern hanging hook		04 nos.
41.	Dummies ladies		04 nos.
42.	Stand for hanging dresses		01 no.
43.	Instructor table		01 no.
44.	Instructor chair		01 no.
45.	Steel almirah		02 nos.
46.	White board with accessories		02 nos.
47.	Display board covered with glass		04 nos.
48.	Waste bin		17 nos.
49.	Screw driver set		05 nos.
50.	Duplex board		02 nos.
51.	Pigeon hole almirah	10 lockers for trainees	02 nos.
52.	Locks for above pigeon hole		20 nos.
53.	Wall clock		As per requirement
54.	Calculator desk type		01 no.
55.	Machine attachments		As per requirement
56.	Rubber mat		As per requirement
57.	sprayer		As per requirement
58.	Air conditioner unit	2 ton capacity with stabilizers	As per requirement
C : GENERAL MACHINERY INSTALLATIONS			
59.	Single needle lock stitch industrial model		16 nos.

Tailor (Men)

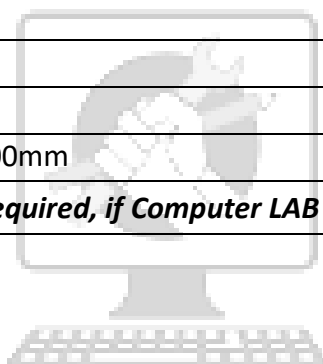
60.	Over lock machine	3 thread	02 nos.
61.	Over lock machine	5 thread	01 no.
62.	Button hole machine		01 no.
63.	Button Fixing Machine		01 no.
64.	Zigzag Multi Purpose Machine		01 no.
65.	Round Knife Cutting Machine		01 no.



Skill India
कौशल भारत - कुशल भारत

TOOLS & EQUIPMENTS FOR EMPLOYABILITY SKILLS		
Sl. No.	Name of the Equipment	Quantity
1.	Computer (PC) with latest configurations and Internet connection with standard operating system and standard word processor and worksheet software	10 Nos.
2.	UPS - 500VA	10 Nos.
3.	Scanner cum Printer	1 No.
4.	Computer Tables	10 Nos.
5.	Computer Chairs	20 Nos.
6.	LCD Projector	1 No.
7.	White Board 1200mm x 900mm	1 No.

Note: - Above Tools & Equipments not required, if Computer LAB is available in the institute.



Skill India
कौशल भारत - कुशल भारत

FORMAT FOR INTERNAL ASSESSMENT

Name & Address of the Assessor :						Year of Enrollment :								
Name & Address of ITI (Govt./Pvt.) :						Date of Assessment :								
Name & Address of the Industry :						Assessment location: Industry / ITI								
Trade Name :			Semester:			Duration of the Trade/course:								
Learning Outcome:														
Sl. No	Maximum Marks (Total 100 Marks)		15	5	10	5	10	10	5	10	15	15	Total internal assessment Marks	Result (Y/N)
	Candidate Name	Father's/Mother's Name	Safety consciousness	Workplace hygiene	Attendance/ Punctuality	Ability to follow Manuals/ Written instructions	Application of Knowledge	Skills to handle tools & equipment	Economical use of materials	Speed in doing work	Quality in workmanship	VIVA		
1														
2														